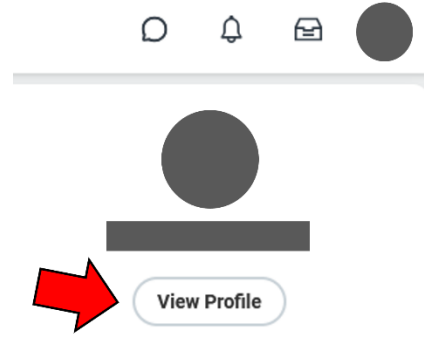
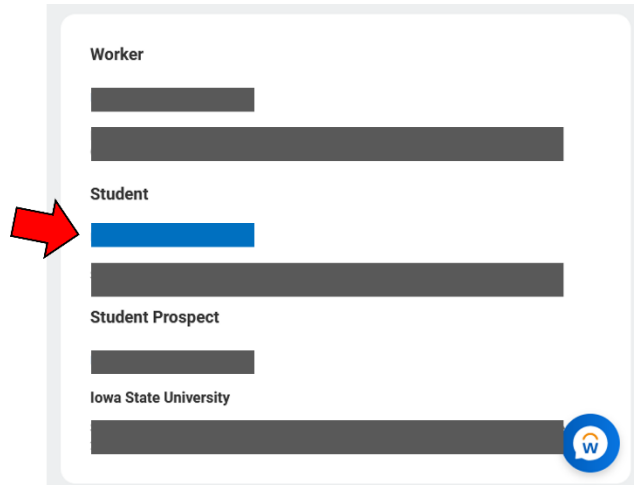


Follow these steps to view your EPT results:

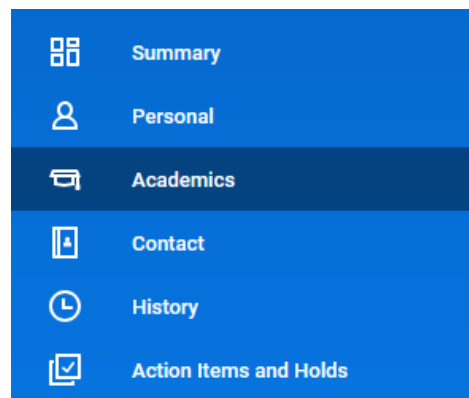
1. Click on your student photo in the top right corner of the page and select “View Profile”



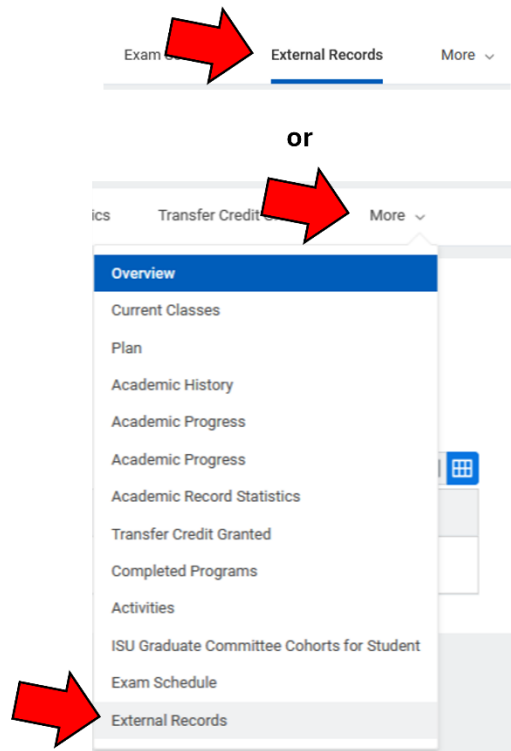
2. If you are also a student employee or graduate assistant, you need to locate your Student Profile. You can do this by scrolling down and clicking the link with your name and UID under “Student”.



3. Select “Academics” on the left-hand side of the screen. If your screen says “Academic” instead of “Academics”, you are not looking at your Student Profile. Please complete Step 2.



- Select the “External Records” tab on the top of the screen (you may need to click “More” to view this option)



- Scroll down to the “Test Results” section and click “View All” next to English Placement Test

Test Results 2 items

Test Name	Most Recent Attempt	Number of Attempts	
[Redacted]	[Redacted]	[Redacted]	View All
English Placement Test	08/20/2024	[Redacted]	View All

- If you took the EPT Writing and EPT Oral Communication sections on different days or in different semesters, you may have two sets of score reports. Make sure to scroll down to view all test dates.

All English Placement Test Results

Test Result [Redacted] Official Yes

Test Date 08/20/2024 **← Day 1**

1 item

Section Name	Score	Percentile	Omission Code	Non-Numeric Value
ENGL 099S	[Redacted]	[Redacted]	[Redacted]	[Redacted]

Test Result [Redacted] Official Yes

Test Date 08/22/2024 **← Day 2**

2 items

Section Name	Score	Percentile	Omission Code	Non-Numeric Value
ENGL 101B	[Redacted]	[Redacted]	[Redacted]	[Redacted]
ENGL 101C	[Redacted]	[Redacted]	[Redacted]	[Redacted]